



ANS Industries Ltd.

Phone: 01745-244226

H.O.: 011-35712699

011-45450909

Fax: 011-45450990

Head Office: 144/2, Ashram, Mathura Road, New Delhi-110014

Regd. Office & Works: 136 KM, Vill. & P.O. Shamgarh, Distt. Karnal Haryana-132116

E-mail: ansagro.limited@gmail.com www.ansfoods.com CIN.L15130HR1994PLC032362

To,

Date: 10/11/2023

BSE Limited

Department of Corporate Services,

P J Tower, Dalal Street,

Mumbai – 400 001

Ref: Scrip Code – 531406

Sub: Unaudited Financial Results for the quarter & half year ended on 30th September, 2023 pursuant Req. 33 of SEBI (LODR) Regulations, 2015

Dear Sir,

in terms of Regulation 33 of SEBI (LODR) Regulations, 2015, please find attached herewith the approved standalone unaudited financial results for the quarter & half year ended 30th September, 2023 along with Limited Review Report thereon issued by Statutory Auditor of the Company


The meeting of Board of Directors held on today 10/11/2023 and commenced at 1.00 P.M. & concluded at 02.50 P.M.

This is for your information & record.

Thanking you.

For ANS Industries Limited


(Umesh Kumar)
Company Secretary
M.No. A-30516



ANS INDUSTRIES LIMITED (CIN L15130HR1994PLC032362)

Regd Office-136 KM , Vill & P.O.-Shamgarh , District-Karnal, Haryana-132116

website:www.ansfoods.com

email id-ansagro.limited@gmail.com

Script Code -531406 (BSE)

(Rs.in Lakhs)

STATEMENT OF STANDALONE UNAUDITED FINANCIAL RESULTS FOR QUARTER ENDED 30TH SEPTEMBER, 2023

S/No	Particulars	Quarter ended			Year to date ended		Year ended
		30.09.2023	30.06.2023	30.09.2022	30.09.2023	30.09.2022	31.03.2023
		Unaudited	Unaudited	Unaudited	Unaudited	Unaudited	Audited
1	Income						
	(a) Revenue from operations						
	(b) Other income (Rental Income)	0.60	0.60	0.51	1.20	1.02	25.76
	Total Income	0.60	0.60	0.51	1.20	1.02	25.76
2	Expenses :						
	(a) Cost of materials consumed						
	(b) Purchase of Stock - in-Trade						
	(c) Changes in inventories of Finished Goods, Work-in-progress& Stock-in-trade						0.00
	(d) Employee Benefits Expense	9.45	6.36	11.63	15.81	20.19	42.24
	(e) Finance Costs	0.19	0.20	-	0.39	0.00	1.00
	(f) Depreciation& Amortisation expense	11.44	11.44	29.95	22.88	59.90	88.73
	(g) Other operating and general Expenses						
	Power & Fuel						
	Other expenses	1.48	5.90	2.00	7.38	6.99	36.85
	Total Expenses	22.56	23.90	43.58	46.46	87.08	168.83
3	Profit/(Loss) before exeptional items and tax (1-2)	(21.96)	(23.30)	(43.07)	(45.26)	(86.06)	(143.07)
4	Exceptional Items						
5	Profit/(Loss) before Tax (3-4)	(21.96)	(23.30)	(43.07)	(45.26)	(86.06)	(143.07)
6	Tax Expenses						
	(a) Current tax						
	(b) Deferred tax						(21.73)
	Total Tax Expense	0.00	0.00	0.00	0.00	0.00	(21.73)
7	Profit/(Loss) for the period from the continuing operations	(21.96)	(23.30)	(43.07)	(45.26)	(86.06)	(164.80)
8	Profit/(Loss) from discontinuing operations						
9	Tax expenses of discontinuing operations						
10	Profit/(Loss) from discontinuing operations (after tax)						
11	Profit/(Loss) for the period (7+10)	(21.96)	(23.30)	(43.07)	(45.26)	(86.06)	(164.80)
12	Other Comprehensive Income						
13	Total comprehensive income for the period comprising profit/(loss) for the period & other comprehensive income (11+12)	(21.96)	(23.30)	(43.07)	(45.26)	(86.06)	(164.80)
14	Earnings per equity share of Rs.10 /each for continuing and discontinuing operations						
	(a) Basic	-0.24	-0.25	-0.47	-0.49	-0.93	-1.78
	(b) Diluted	-0.24	-0.25	-0.47	-0.49	-0.93	-1.78
	Net Worth						
15	(a) Paid-up equity share capital (Face Value Rs.10/share)	925.56	925.56	925.56	925.56	925.56	925.56
16	(b) reserve and other equity	(21.96)	(390.79)	(288.75)	(412.76)	(288.75)	(367.49)
	(c) Net worth	903.60	534.77	636.81	512.80	636.81	558.07

Notes:

- The financial results of quarter & half year ended 30th September, 2023 were reviewed by the Audit Committee and approved by Board of Directors at their meeting held on 10/11/2023 and Statutory Auditors have carried out Limited Review of the above results.
- Figures for the previous year / period have been re-arranged wherever necessary.
- The above results are available on company's website:www.ansfoods.com and on website of BSE.
- The Company is not carrying on business.

For ANS industries Limited



(Dhruv Sharma)
(Chairperson)
(DIN: 07844050)

Date:10/11/2023
Place: New Delhi

ANS Industries Limited(CIN-L15130HR1994PLC032362)

Regd Office:136 KM,Vill & PO-Shamgarh,District-Karnal, Haryana-132116

Website:www.ansfoods.com

E-mail ID-ansagro.limited@gmail.com

Script Code: 531406

(Rs.in Lacs)

Standalone Unaudited Statement of Assets & Liabilities as at 30th September,2023

S.No.	Particulars	As at 30.09.2023	As at 31.03.2023
		(Unaudited)	(Audited)
A	ASSETS		
1	Non-current assets		
	a) Property,Plant &Equipments	521.36	544.24
	b) Capital work- in- progress		
	c) Right of use of asstes		
	d) Intangible Assets		
	e) Financial Assets		
	i- Investments	1.24	1.24
	ii- Loans	169.06	169.40
	iii- Others		
	f) Deferred tax assets (net)	10.94	10.94
	other financial assets		
	h) Other non-current assets	39.18	39.18
	Total Non-current assets	741.78	764.99
2	Current assets		
	a) Inventories		
	b) Financial assets		
	i- Investments		
	ii- Trade receivables	117.62	118.51
	iii- Cash and cash equivalents	27.10	21.23
	iv - Bank balances other than (iii) above		
	v- Loan		
	vi- Other Financial assets	26.79	26.79
	c) Other Current assets	70.25	70.13
	Total current assets	241.76	236.67
	TOTAL ASSETS	983.54	1,001.66
B	EQUITY AND LIABILITIES		
1	Equity		
	a) Equity share capital	925.56	925.56
	b) Other Equity	-412.76	-367.49
	Total Equity	512.80	558.07
2	LIABILITIES		
	Non-current liabilities		
	a) Financial liabilities		
	i- Borrowing	7.55	10.03
	ii- Lease liabilities		
	iii- Other Financial Liabilities		
	b) Provisions	6.08	6.08
	c) Deferred tax liabilities (net)		
	d) Other non-current liabilities	1.81	1.81
	Total non-current liabilities	15.44	17.92
3	Current liabilities		
	a) Financial liabilities		
	i- Borrowings	154.35	154.35
	ii- Lease liabilities		
	iii- Trade payables	30.24	30.11
	iv - other financial liabilities		
	b) Provisions	36.34	40.85
	c) Current tax liabilities(net)		
	d) Other current liabilities	234.37	200.36
	Total current liabilities	455.30	425.67
	Total Liabilities	470.74	443.59
	TOTAL EQUITY AND LIABILITIES	983.54	1,001.66

For ANS Industries Ltd.



(Dhruv Sharma)
(Chairperson)
(DIN: 07844050)

Date: 10/11/2023

Place: New Delhi

ANS Industries Limited (CIN-L15130HR1994PLC032362)

Regd Office: 136 KM,Vill & PO-Shamgarh, District-Karnal, Haryana-132116

website-www.ansfoods.

Email ID-ansagro.limited@gmail.com

Script Code-531406 (BSE)

(Rs.in Lakhs)

Standalone Statement of Cash Flow as at 30th September, 2023

S/No.	Particulars	Quarter ended 30.09.2023 (Unaudited)	Year ended 31.03.2023 (Audited)
A	Cash flow from operating activities		
	Net Profit/(loss) before tax	-45.26	-143.07
	Adjustments for:		
	Depreciation & Amortisation	22.88	88.72
	Adjustment in Fixed Assets	0	0.12
	Interest income		
	Loss on Sale of Fixed Assets	0	22.51
	Dividend income		
	Operating profit /(loss) before working capital changes	(22.38)	(31.72)
	Adjustments for working capital changes :		
	Increase/decrease in financial and other assets	0.22	9.21
	Increase/decrease in Inventories	0	0
	Increase/decrease in trade receivables	0.89	-1.06
	Increase/decrease in trade payables	0.13	14.71
	Increase/decrease in liabilities and provisions	27.01	-64.62
	Cash generated from operations		
	Net cash flow from operating activities (A)	5.87	(73.48)
B	Cash flow from investing activities		
	Sale, purchase of Property, plant,equipment	0	47.85
	dividend received		
	Net Cash flow from investing activities(B)	-	47.85
C	Cash flow from financing activities		
	Increase/decrease in working capital borrowing		-
	Finance cost paid		-
	Dividend paid		-
	Loan received from related party		-
	Loan repaid from related party		-
	Net Cash flow from financing activities (C)		-
D	(A+B+C)	5.87	(25.63)
	Cash and cash equivalent at the beginning of the year	21.23	46.86
	Cash and cash equivalent at the end of the year	27.10	21.23
E	Cash and cash equivalents	27.10	21.23
	Cash in hand	0.99	1.00
	Balance with Bank	26.11	20.23

For ANS Industries Ltd.



(Dhruv Sharma)
(Chairperson)
(DIN: 07844050)

Date: 10.11.2023
Place: New Delhi

D M A R K S & ASSOCIATES

CHARTERED ACCOUNTANTS

6-H, Gopala Tower, 25, Rajendra Place, Pusa Road, New Delhi-110008

Phones: 01145689385, 9811081571, 9811028450

E-mail: taxnaudit@gmail.com

**INDEPENDENT AUDITOR'S REVIEW REPORT ON STATEMENT OF UNAUDITED
FINANCIAL RESULTS FOR THE QUARTER ENDED 30th SEPTEMBER, 2023 OF THE
COMPANY PURSUANT TO THE REGULATION 33 OF THE SEBI (LISTING
OBLIGATIONS AND DISCLOSURE REQUIREMENTS) REGULATIONS 2015 (AS
AMENDED)**

**The Board of directors
ANS INDUSTRIES LIMITED
144/2 Ashram Mathura Road,
NEW DELHI- 110014**

1. We have reviewed the accompanying statement of unaudited financial results of

ANS INDUSTRIES LIMITED ("the company") for the quarter and Nine month period ended September 30, 2023 ("**the Statement**"), attached herewith, being submitted by the company pursuant to the requirement of Regulation 33 of the SEBI (Listing obligations and Disclosure requirements) Regulations 2015 as modified and subject to note given below.

2. This statement which is the responsibility of Company management and approved by the Board of Directors, has been prepared in accordance with the recognition and measurement principles laid down in Indian Accounting Standard "Interim Financial reporting" ("Ind AS 34") prescribed under section 133 of Companies Act 2013 as amended, read with relevant rules issued thereunder and other accounting principles generally accepted in India. Our responsibility is to issue a report on the statement based on our review.
3. We conducted our review in accordance with Standard on Review Engagement (SRE) 2410 "Review of Interim Financial information performed by the Independent Auditor of the Entity", issued by The Institute Of Chartered Accountants of India. A review of interim financial information consists of making enquiries, primarily of persons responsible for financial and accounting matters, and applying analytical and other review procedures. A review is substantially less in scope than an audit conducted in accordance with the Standards on Auditing specified under section 143(10) of the Act, and consequently, does not enable us to obtain, assurance that we would become aware of all significant matters that might be identified in an audit. We have not performed an audit and accordingly, we do not express an audit opinion.

**Sood Agencies Near Bundla Tea Estate (Lohna) Palampur Distt. Kangra Himachal Pradesh
India-176061**



D M A R K S & ASSOCIATES

CHARTERED ACCOUNTANTS



6-H, Gopala Tower, 25, Rajendra Place, Pusa Road, New Delhi-110008

Phones: 01145689385, 9811081571, 9811028450

E-mail: taxnaudit@gmail.com

4. Based on our review conducted as above, nothing has come to our attention that causes us to believe that the accompanying Statement, prepared in accordance with the recognition and measurement principles laid down in Ind AS 34, prescribed under Section 133 of the Companies Act, 2013 as amended, and other accounting principles generally accepted in India, has not disclosed the information required to be disclosed in accordance with the Requirements of Regulation 33 of the SEBI (Listing Obligations and Disclosure Requirements) Regulations, 2015 (as amended), including the manner in which it is to be disclosed, or that it contains any material misstatement.

**For D M A R K S & ASSOCIATES
Chartered Accountants
Firm Registration No.006413N**



**(D D Nagpal)
Partner
M. No. 085366**

**Date: 10th November, 2023
Place: New Delhi
UDIN: 23085366 B GWPJF3837**